

SnailWorks Tracking Reports Get, um, Trackier!

February 11, 2015 [Lauren Quesada](#)

Amazing new ways to share mail tracking data

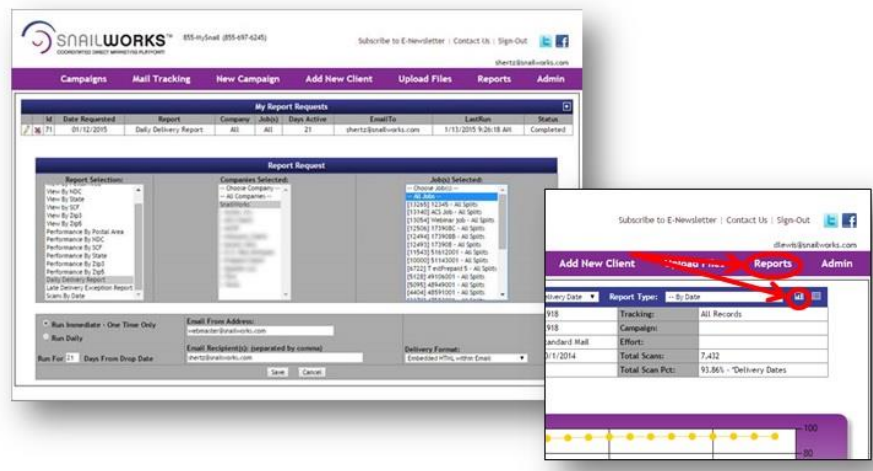
At SnailWorks, our development team operates on the principal of Customer-Driven Development. We set our new features development based on what customers want. So our clients get the benefit of a world-class tracking and marketing development team without all of those world-class salaries. Which brings us to our latest mail tracking reporting developments... We know you're going to like them.

There are only so many ways to look at mail tracking data – you can view deliveries by date, by state, by Postal region, by store, by astrological sign, you name it. (Seriously. If you want to compare Scorpio delivery to Pisces, we can do that, just populate the appropriate data in one of our user defined fields.) What we have added is new sharing tools that allow you to share results with customers, co-workers, your boss – anyone with an email account. These changes are no small deal – they are, officially, a Big Deal.

Scheduled Reports

Pick your favorite report and have it sent to your email automatically! Have a project in the mail and you just want to know how many pieces got delivered each day? You can have that automatically emailed to you every day! Want it broken down by state? Region? Done! Better still, you can have the same Client report sent to your customer, or to the department getting ready to handle the response.

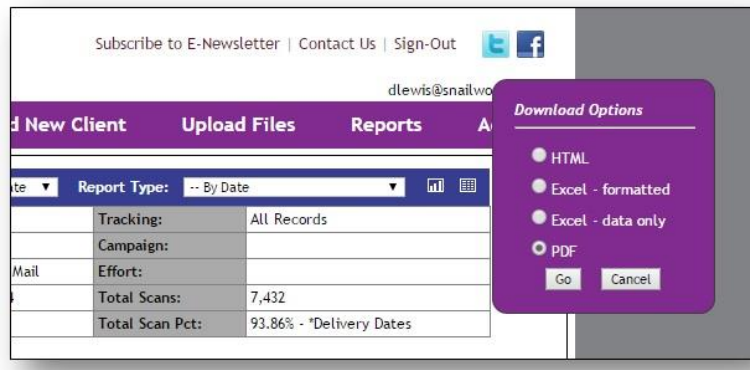
Scheduling a report could not be easier. Select which report you want, what jobs you want to get a report for, who you want to send it to, and how long you want to get it. It's really just a few clicks:





Go ahead – give it a try! Or give us a call, and we'll walk you through it!

New Printable Reports

We know how it is – you're headed for a staff meeting on how your current mailing is doing, and you want to bring a couple of tracking reports with you. No need to load your desktop in a wheelbarrow and roll it to the conference room anymore – you just can just export a printable PDF of any of your mailing reports and bring it along on the ultimate mobile device – paper! It's a great way to share reports internally, as well as an easy way to email reports to customers, coworkers, or cousins. You can access these PDFs (suitable for framing) by clicking the export button on the report, and selecting the PDF option. You can do this. You can click.





The screenshot shows a web application interface with a purple header and a table of report data. A modal dialog titled "Download Options" is open, allowing the user to select a format for downloading the report. The options are HTML, Excel - formatted, Excel - data only, and PDF. The PDF option is selected. The "Go" and "Cancel" buttons are visible at the bottom of the modal.

Subscribe to E-Newsletter | Contact Us | Sign-Out  

dlewis@snailtwo

New Client **Upload Files** **Reports** **A**

Report Type: -- By Date  

Tracking:	All Records
Campaign:	
Effort:	
Total Scans:	7,432
Total Scan Pct:	93.86% - *Delivery Dates

Download Options

- HTML
- Excel - formatted
- Excel - data only
- PDF

Go **Cancel**